



Fasi di posa

1



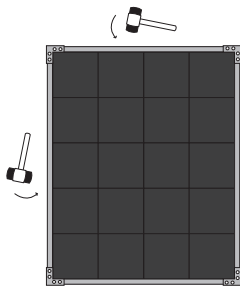
1. Posare le barre a sezione quadra e posizionare gli angolari senza stringere le viti.

2



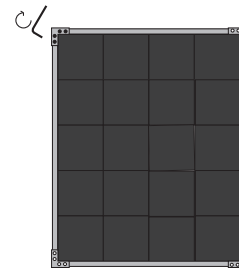
2. Disporre la superficie in gomma.

3



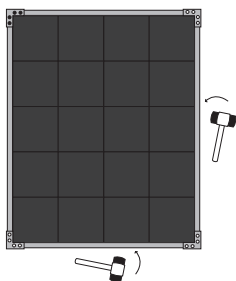
3. Utilizzare un martello in gomma per allineare le piastre e chiudere gli spazi vuoti.

4



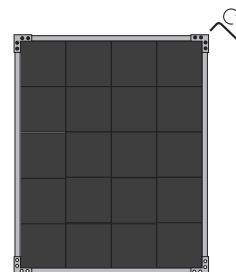
4. Fissare il primo angolare utilizzando le viti e le rondelle piane fornite.

5




5. Utilizzare un martello in gomma per allineare le piastre e chiudere gli spazi vuoti.

6




6. Fissare il secondo angolare utilizzando le viti e le rondelle piane fornite.

7




7. Utilizzare un martello in gomma per allineare le piastre e chiudere gli spazi vuoti.

8




8. Verificare il corretto posizionamento delle piastre in gomma.

9



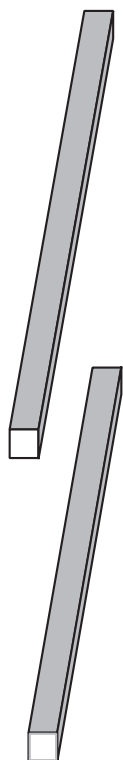
9. Utilizzare eventualmente un martello in gomma per allineare le piastre.

10



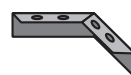
1. Posare le barre a sezione quadra e posizionare gli angolari senza stringere le viti.

CONTENUTO DEL KIT MAGNITUDO BS1 (2550 x 2050):




n. 2 Barre sezione quadra 30mm, spessore 2mm, lunghezza 2470mm

n. 2 Barre sezione quadra 30mm, spessore 2mm, lunghezza 1970mm



n. 4 Angolari Regolabili 150mm x 150mm



n. 32 Viti TPS E1 5x15 (chiusura con chiave esagonale da 3mm)

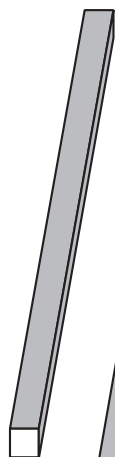


n. 32 Rondelle piane

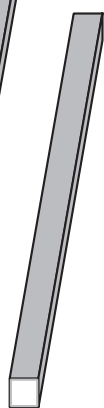


n. 20 Piastre in gomma multistrato ad alta resistenza (dim.: 500 x 500 x 30mm)

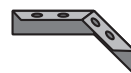
CONTENUTO DEL KIT MAGNITUDO BM1 (3050 x 2550):




n. 2 Barre sezione
quadra 30mm,
spessore 2mm,
lunghezza 2970mm



n. 2 Barre sezione
quadra 30mm,
spessore 2mm,
lunghezza 2470mm




n. 4 Angolari Regolabili
150mm x 150mm



n. 32 Viti TPS EI 5x15
(chiusura con chiave
esagonale da 3mm)

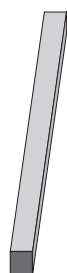
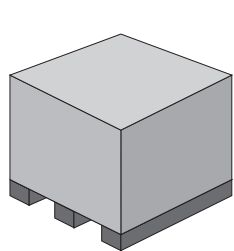


n. 32 Rondelle piane



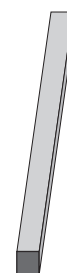
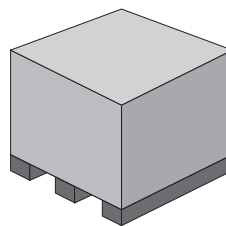
n. 30 Piastre in gomma
multistrato ad alta
resistenza (dim.:
500 x 500 x 30mm)

IMBALLAGGIO MAGNITUDO BS1



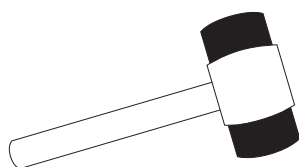
1 pallet 1050 x 1050 x 300 mm (200 Kg)
+ 1 scatola 2500x100x100mm (17Kg)

IMBALLAGGIO MAGNITUDO BM1

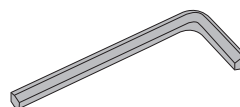


1 pallet 1050 x 1050 x 390 mm (300 kg)
+ 1 scatola 3000x100x100mm (25Kg)

ATTREZZI UTILI:



Martello in gomma



Chiave esagonale
da 3mm

Assicurarsi di disporre degli attrezzi prima di iniziare il montaggio.